

TRM250

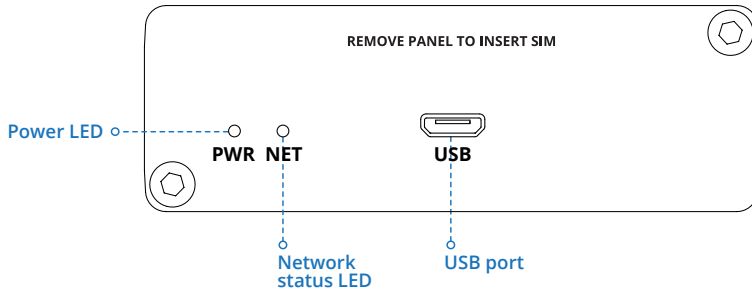
Quick Start Guide v1.2



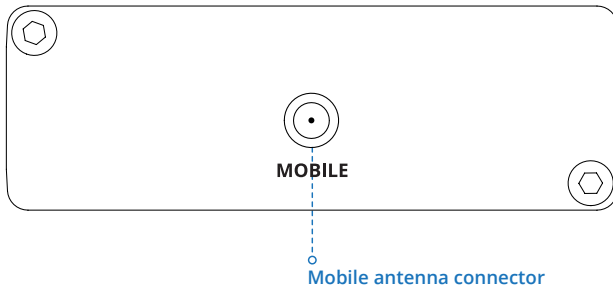
Wiki knowledge base
<https://wiki.teltonika-networks.com/>



FRONT VIEW

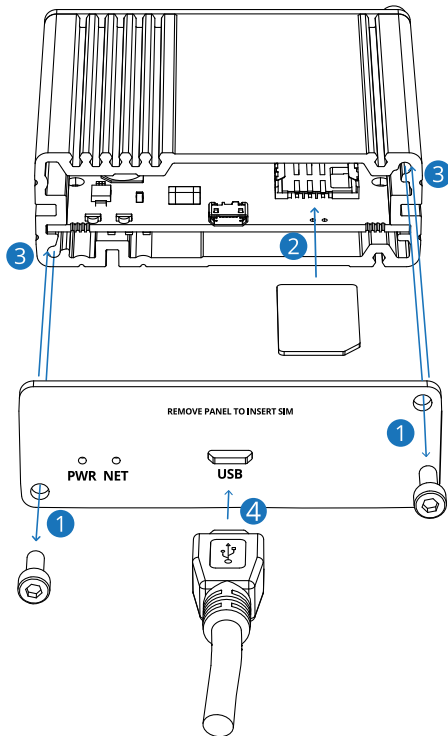


BACK VIEW



HARDWARE INSTALLATION

1. Unscrew two back panel hex bolts and remove the back panel.
2. Insert your SIM card into the SIM socket.
3. Attach the panel and tighten the hex bolts.
4. Attach the mobile antenna (max torque 0,4 N·m / 3.5 lbf·in) and connect the USB cable.



DEVICE CONFIGURATION

1. Power on the device by connecting the USB cable to your computer.
2. Allow the modem to boot up. This might take up to 30 seconds.
3. Install the correct drivers according to the system you are using. You can download the drivers by following DRIVER DOWNLOAD link below.
4. After you have installed the drivers, visit our configuration information page by following CONFIGURATION link.
5. For advanced users you can find all the information about AT commands by following AT COMMANDS link.



DRIVER DOWNLOAD

https://wiki.teltonika-networks.com/view/TRM250_Downloads



CONFIGURATION

https://wiki.teltonika-networks.com/view/TRM250_Configuration_Examples



AT COMMANDS

https://wiki.teltonika-networks.com/view/TRM250_AT_Commands

TECHNICAL INFORMATION

Radio specifications	
RF technologies	EGPRS, NB-IoT, LTE (Cat-M1)
Max RF power	33 dBm@GSM, 24 dBm@WCDMA, 23 dBm@LTE
Bundled accessories specifications*	
Mobile antenna	698~960/1710~2690 MHz, 50 Ω, VSWR<3, gain** 3 dBi, omnidirectional, SMA male connector

*Order code dependent.

**Higher gain antenna can be connected to compensate for cable attenuation when a cable is used. The user is responsible for the compliance with the legal regulations.

SAFETY INFORMATION

TRM250 modem must be used in compliance with any and all applicable national and international laws and with any special restrictions regulating the utilization of the communication module in prescribed applications and environments.

[BG] Bulgarian	С настоящето, TELTONIKA NETWORKS декларира, че TRM250 е в съответствие със съществените изисквания и другите приложения разпоредби на Директива 2014/53/EU.
[HR] Croatian	Ovim TELTONIKA NETWORKS izjavljuje da je ovaj TRM250 u skladu s bitnim zahtjevima i ostalim relevantnim odredbama Direktive 2014/53/EU.
[CZ] Czech	TELTONIKA NETWORKS tímto prohlašuje, že TRM250 splňuje základní požadavky a všechna příslušná ustanovení Směrnice 2014/53/EU.
[DK] Danish	Undertegnede TELTONIKA NETWORKS erklærer herved, at følgende udstyr TRM250 overholder de væsentlige krav og øvrige relevante krav i direktiv 2014/53/EU.
[NL] Dutch	Hierbij verklaart TELTONIKA NETWORKS dat het toestel I TRM250 in overeenstemming is met de essentiële eisen en de andere relevante bepalingen van richtlijn 2014/53/EU.
[EN] English	Hereby, TELTONIKA NETWORKS declares that this TRM250 is in compliance with the essential requirements and other relevant provisions of Directive 2014/53/EU.
[EE] Estonian	Käesolevaga kinnitab TELTONIKA NETWORKS seadme TRM250 vastavust direktiivi CE/RED põhinõuetele ja nimetatud direktiivist tulenevatele teistele asjakohastele sätetele.
[FI] Finnish	TELTONIKA NETWORKS vakuuttaa täten että TRM250 tyyppinen laite on direktiivin 2014/53/EU oleellisten vaatimusten ja sitä koskevien direktiivin muiden ehtojen mukainen.
[FR] French	TELTONIKA NETWORKS déclare que cette TRM250 est conforme aux exigences essentielles et aux autres dispositions pertinentes de la directive 2014/53/EU.
[DE] German	Spoločnosť TELTONIKA NETWORKS týmto vyhlasuje, že smerovač TRM250 je v súlade so základnými požiadavkami a ďalšími príslušnými ustanoveniami smernice 2014/53/EU.
[GR] Greek	ΜΕ ΤΗΝ ΠΑΡΟΥΣΑ Ο ΚΑΤΑΣΚΕΥΑΣΤΗΣ ΤΗΛΤΟΝΙΚΑ ΝΕΤΟΥΡΚΣ ΔΗΛΩΝΕΙ ΟΤΙ ΤΟ TRM250 ΣΥΜΜΟΡΦΟΝΕΤΑΙ ΠΡΟΣ ΤΙΣ ΟΥΣΙΩΔΕΙΣ ΑΠΑΙΤΗΣΕΙΣ ΚΑΙ ΤΙΣ ΛΟΙΠΕΣ ΣΧΕΤΙΚΕΣ ΔΙΑΤΑΞΕΙΣ ΤΗΣ ΟΔΗΓΙΑΣ 2014/53/EU.
[HU] Hungarian	A TELTONIKA NETWORKS ezennel kijelenti, hogy a TRM250 típusú berendezés teljesíti az alapvető követelményeket és más CE/RED irányelvből meghatározott vonatkozó rendelkezéseket.
[IE] Irish	Leis seo, dearbhaíonn TELTONIKA NETWORKS go gcomhlíonann an TRM250 seo bunriachtanais agus fórlacha ábhartha eile Threoir 2014/53/EU.
[IT] Italian	Con la presente, TELTONIKA NETWORKS dichiara che questo TRM250 è conforme ai requisiti essenziali e ad altre disposizioni pertinenti della Direttiva 2014/53/EU.
[LV] Latvian	Ar šo TELTONIKA NETWORKS deklarē, ka TRM250 atbilst Direktīvas 2014/53/EU būtiskajām prasībām un citiem ar to saistītajiem noteikumiem.
[LT] Lithuanian	Šiuo dokumentu UAB TELTONIKA NETWORKS deklaruoja, kad šis TRM250 atitinka esminius reikalavimus ir kitas 2014/53/EU Direktyvos nuostatas.
[MT] Maltese	Hawnhekk, TELTONIKA NETWORKS tidjikkjara li dan I-TRM250 huwa konformi mar-rekwiżiti essenzzjali u dispozizzjonijiet rilevanti oħra tad-Direttiva 2014/53/EU.
[NO] Norwegian	TELTONIKA NETWORKS Erklærer herved at TRM250 er i samsvar med de grunnleggende krav og øvrige relevante krav i direktiv 2014/53/EU.
[PL] Polish	Niniejszym TELTONIKA NETWORKS deklaruje że TRM250 jest zgodny z zasadniczymi wymaganiami i innymi właściwymi postanowieniami Dyrektywy 2014/53/EU.
[PT] Portuguese	Eu, TELTONIKA NETWORKS declaro que o TRM250 cumpre os requisitos essenciais e outras provisões relevantes da Directiva 2014/53/EU.
[RO] Romanian	Prin prezenta, TELTONIKA NETWORKS declară că aparatul TRM250 este în conformitate cu cerințele esențiale și cu alte prevederi pertinente ale Directivei 2014/53/EU.
[SK] Slovak	Spoločnosť TELTONIKA NETWORKS týmto vyhlasuje, že smerovač TRM250 je v súlade so základnými požiadavkami a ďalšími príslušnými ustanoveniami smernice 2014/53/EU.
[SI] Slovenian	TELTONIKA NETWORKS izjavlja, da je ta TRM250 v skladu z bistvenimi zahtevami in drugimi relevantnimi določili direktive 2014/53/EU.
[ES] Spanish	Por la presente, TELTONIKA NETWORKS declara que este TRM250 cumple con los requisitos esenciales y otras exigencias relevantes de la Directiva 2014/53/EU.
[SE] Swedish	Härmed intager TELTONIKA NETWORKS att denna TRM250 är i överensstämmelse med de väsentliga egenskapskrav och övriga relevanta bestämmelser som framgår av direktiv 2014/53/EU.

The full text of the EU declaration of conformity is available at the following Internet address: https://wiki.teltonika-networks.com/view/TRM250_CE/RED

- [BG]** Инструкция: Свържете адаптера на захранване, за да включите устройството. Повече информация в <https://wiki.teltonika-networks.com/>
- [HR]** Upute za uporabu: Priključite napajanje. Više informacija na <https://wiki.teltonika-networks.com>
- [CZ]** Návod k použití: Připojte napájecí adaptér k zapnutí přístroje. Více informací najdete v <https://wiki.teltonika-networks.com/>
- [DK]** Instruktionsbog: Tilslut strømadapteren for at tænde for enheden. Mere information i <https://wiki.teltonika-networks.com/>
- [NL]** Handleiding: Sluit voedingsadapter aan op het apparaat in te schakelen. Meer informatie in <https://wiki.teltonika-networks.com/>
- [EN]** Instruction Manual: Connect the power adapter to turn on the device. More information on <https://wiki.teltonika-networks.com/>
- [EE]** Kasutusjuhend: Ühendage toiteadapter seadme sisselülitamiseks. Rohkem teavet <https://wiki.teltonika-networks.com/>
- [FI]** Käyttöohje: Kytke virtalähde päälle laitteen. Avaa 192.168.1.1 in selaimen määrittä tuoteen. Lisää tietoa <https://wiki.teltonika-networks.com/>
- [FR]** Mode d'emploi: Connectez l'adaptateur d'alimentation pour allumer l'appareil. Plus d'informations dans <https://wiki.teltonika-networks.com/>
- [DE]** Bedienungsanleitung: Verbinden Sie das Netzteil, um das Gerät einzuschalten. Weitere Informationen im <https://wiki.teltonika-networks.com/>
- [GR]** εγχειρίδιο οδηγών: Συνδέστε τον προσαρμογέα τροφοδοσίας για να ενεργοποιήσετε τη μονάδα. Περισσότερες πληροφορίες στο <https://wiki.teltonika-networks.com/>
- [HU]** Használati utasítás: Csatlakoztassa a hálózati adaptert a készülék bekapcsolásához. Több információ <https://wiki.teltonika-networks.com/>
- [IE]** Lámhleabhar Treoracha: Ceangail an t-adapter cumhachta chun an gléas a chasadh air. Tuilleadh eolais ar <https://wiki.teltonika-networks.com/>
- [IT]** Manuale di istruzioni: collegare l'adattatore di alimentazione per accendere il dispositivo. Maggiori informazioni su <https://wiki.teltonika-networks.com>
- [LV]** Lietošanas instrukcija: Pievienojiet Strāvas adapteri, lai ieslēgtu ierīci. Plašāka informācija <https://wiki.teltonika-networks.com/>
- [LT]** Naudojimosi instrukcija: Prijunkite maitinimo adapterį, įjunkite įrenginį. Daugiau informacijos rasite <https://wiki.teltonika-networks.com/>
- [MT]** Manwal tal-Istruzzjoni: Qabbad l-adapter tal-enerġija biex tixghel l-apparat. Aktar informazzjoni dwar <https://wiki.teltonika-networks.com>
- [NO]** Bruksanvisningen: Koble strømadapteren for å slå på enheten. Mer informasjon på <https://wiki.teltonika-networks.com/>
- [PL]** Instrukcja obsługi: Podłącz adapter zasilania, aby włączyć urządzenie. Więcej informacji w <https://wiki.teltonika-networks.com/>
- [PT]** Manual de instruções: Conecte o adaptador de alimentação para ligar o aparelho. Mais informações em <https://wiki.teltonika-networks.com/>
- [RO]** Instrucțiunile de utilizare: Conectați adaptorul de alimentare pentru a porni aparatul. Mai multe informații în <https://wiki.teltonika-networks.com/>
- [SK]** Návod na použitie: Pripojením napájacieho adaptéra zapnete zariadenie. Viac informácií na <https://wiki.teltonika-networks.com/>
- [SI]** Navodila: Priključite napajalnik za vklop naprave. Več informacij v <https://wiki.teltonika-networks.com/>
- [ES]** Manual de instrucciones: Conecte el adaptador de alimentación para encender la unidad. Más información en <https://wiki.teltonika-networks.com/>
- [SE]** Instruktionsmanual: Anslut nätdapern för att slå på enheten. Mer information på <https://wiki.teltonika-networks.com/>



This sign means that all used electronic and electric equipment should not be mixed with general household waste.



This sign means that product meets the requirements of the applicable EU directives.